

HELPER ICONS, BUTTONS AND SHORT LABELS SHOULD BE KEPT ON THE SAME LINE AS THE SETTING WIDGET BEING EDITED (DON'T DO WRAPPING, TO AVOID LOOKING BROKEN AND HAVING UNEVEN ROW HEIGHTS)

Status

● Open

Priority

4 Good thing

Task

Helper icons, buttons and short labels should be kept on the same line as the setting widget being edited (don't do wrapping, to avoid looking broken and having uneven row heights)

Add a timesheet

Add a timesheet for this task






Description

See the full description upstream here: <https://dev.tiki.org/item8364>

Attaching the screenshots and mockups here too for convenience. Even just by looking at #1 vs #2 and #3 vs #4, you will see what I mean.

Image no5 shows how this problem also affects Tiki Tracker list tables and such where there are editable cells with clickable icons/buttons in those cells. Those shouldn't wrap either, they should stay on the last line of the contents (or maybe vertically centered in the cell, or top-aligned?).

Files

1.  [Tiki Setting End Of Line Icons 1 Current](#) 🔍
2.  [Tiki Setting End Of Line Icons 2 Proposed](#) 🔍
3.  [Tiki Setting End Of Line Icons 3 Current](#) 🔍
4.  [Tiki Setting End Of Line Icons 4 Proposed After Compaction](#) 🔍
5.  [Tiki Setting End Of Line Icons 5 Annotated](#) 🔍

Emails

Assigned to
developer

Assigned by
adrien.maloba

Keep informed
jeff.fortin-tam

Also visible to
1- Visible to Anonymous (Public content)

Related

Created
Saturday 18 of March, 2023 20:51:48 EDT
by Jeff Fortin T.

LastModif
Saturday 18 of March, 2023 21:25:12 EDT

Comments