Introduction to Cyphi

Cyphi is a simple, open-source and a reliable webmail developed by the expert development team of the WikiSuite.org. The platform offers an extensive list of features and functionalities making the platform equipped with all the desired capabilities of an efficient and modern webmail. Some of the key features include multiple email accounts management, calendar, flagged message views and many more.

To get started with the webmail, please visit the following link to access the detailed installation guide:

https://cyphi.org/install.html

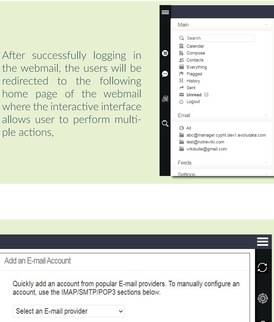

Welcome to Cyphi

Once installation is in place, the users can login the webmail using their usernames & passwords.

After successfully logging in the webmail, the users will be redirected to the following home page of the webmail where the interactive interface allows user to perform multiple actions,

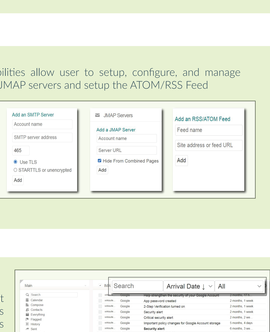

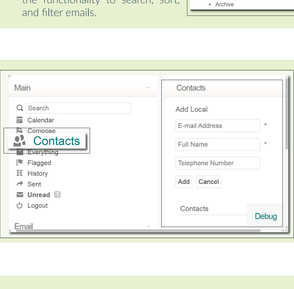

The users can Add an E-mail Account of any service provider to be able to access multiple inboxes from Cyphi.

Enhanced customization capabilities allow user to setup, configure, and manage IMAP, SMTP, POP3 and JMAP servers and setup the ATOM/RSS Feed

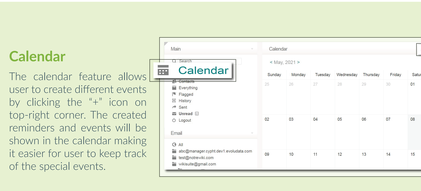

Combined Inbox

The advanced and most efficient service of the Cyphi enables users to access multiple email accounts at the same time. The users can view inboxes of different email providers and can send, receive, and manage email messages from the interactive webmail.
Also, the webmail allows provides the functionality to search, sort, and filter emails.

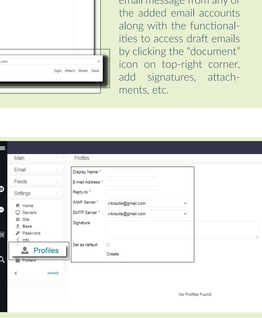

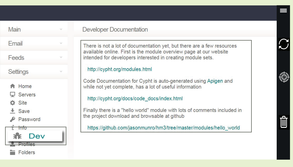

Contact Book

One-click Contact Book allows users to efficiently add people to your contacts. Contacts can be added via clicking the Contacts button from the main menu,

Or simply by clicking on the "two-person" icon in the message you receive.

Calendar

The calendar feature allows user to create different events by clicking the "+" icon on top-right corner. The created reminders and events will be shown in the calendar making it easier for user to keep track of the special events.

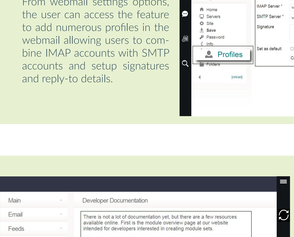

Compose Email

The webmail offers simple and interactive interface to compose and send an email message from any of the added email accounts along with the functionalities to access draft emails by clicking the "document" icon on top-right corner, add signatures, attachments, etc.

User Profiles

From webmail settings options, the user can access the feature to add numerous profiles in the webmail allowing users to combine IMAP accounts with SMTP accounts and setup signatures and reply-to details.

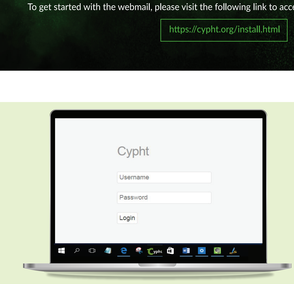

Developer Options

Another interesting feature of the open-source platform is its provision of the developer documentation and links to the source code. Thereby enabling the developer community of the webmail to actively contribute to making the platform more efficient, advanced, and reliable.